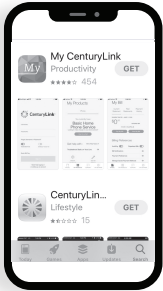


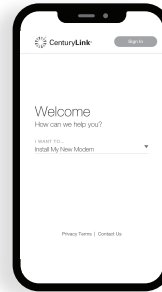
# The Internet is waiting.

Let's go!

## Mobile Device Instructions



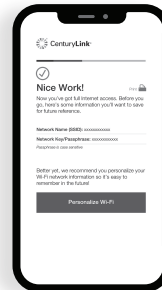
**1** Download  
"My CenturyLink" from app store.



**2** Launch  
app and select  
"Install My New Modem."

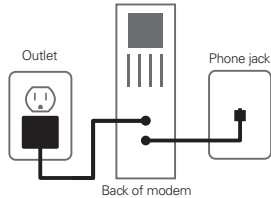


**3** Follow  
on-screen instructions to power up  
modem.



**4** Enjoy  
streaming, surfing, shopping,  
and everything else you love to  
do online.

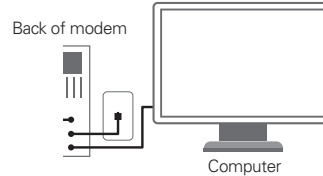
# No Mobile Device? No problem.



# 1

## Connect

one end of green cord into green slot on back of modem and the other end into phone jack. Plug in power cord to wall outlet and wait 2-4 minutes for Internet light to turn orange.



# 2

## Connect


modem to computer with yellow ethernet cord. Ethernet light on front should turn green within 5 seconds.



# 3

## Go

to <http://connect.centurylink.com> using your browser.

**Important:** Do not use HTTPS:// 



# 4

## Follow

on-screen instructions once the welcome page appears.

Still having trouble?  
Give us a call – 855.331.1346

